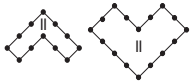




# Spring *by Marjorie Preece* © 2006

This bookmark can be worked in “regular” torchon or s’Gravenmoer (Flemish torchon).

*To begin:* Hang 2 pairs rainbow on the top pin. Add new pairs on each side one at a time with temporary pins.

*To end:* As pairs are “thrown out” make them passives and cloth stitch. At the bottom, wrap the workers around the rest of the passives and knot off. Cut the threads to form a tassel.

Stitch notes:	s’Gravenmoer	Torchon
	Diagonal 1/2 stitch Chevron	1/2 stitch Chevron
	Diagonal 1/2 stitch Diamond	1/2 stitch Diamond
	Virgin ground	Rose ground

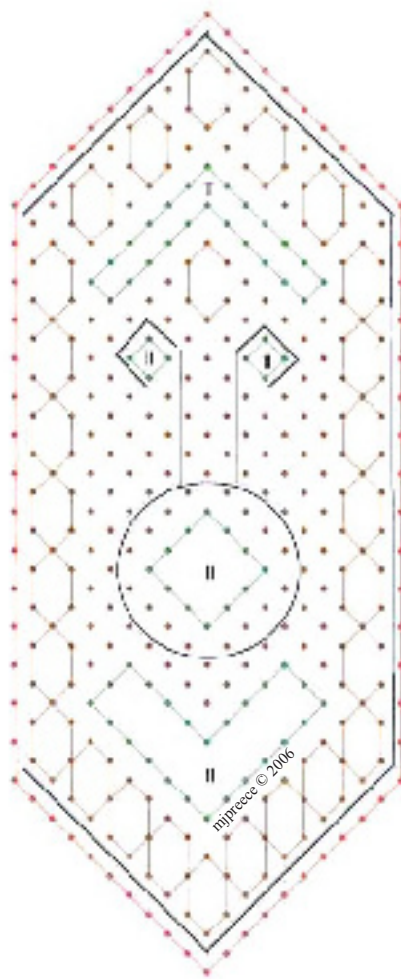
Also used: sewing edge, honeycomb stitch ground, honeycomb stitch motifs.

*Spring* is the first of 4 bookmarks based on the early Germanic symbols for the seasons.

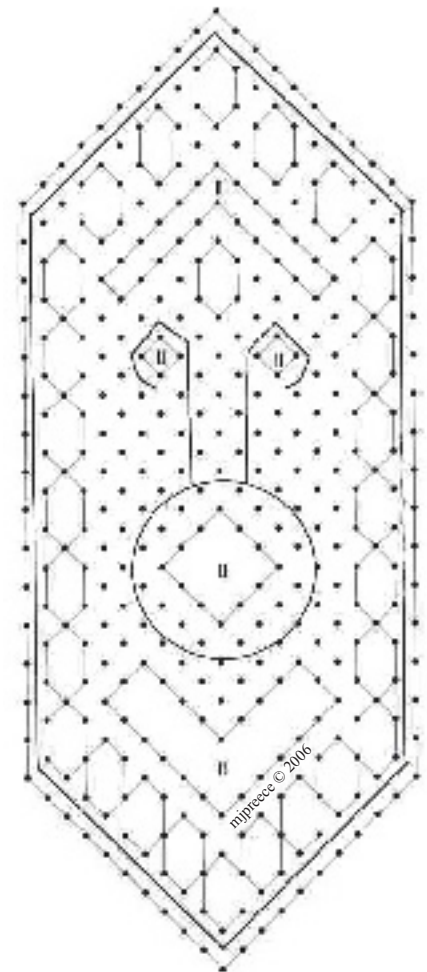

references: <http://www.symbols.com> or  
The Book of Signs by Rudolf Koch

Bobbins needed: 22 pair,  
1 pair gimp + 2 single gimp

Threads needed: # 80 tatting  
cotton, # 5 perle cotton  
or 80/2 linen, # 16 Coton a  
broder



Working diagram



Pricking

*Compliments of:  
The Lacemaker Cortland, Ohio*